

Q1 What school does your child currently attend? If you have more than one child attending an EIPS school or a child who attends classes at more than one EIPS school, complete this survey for each one.

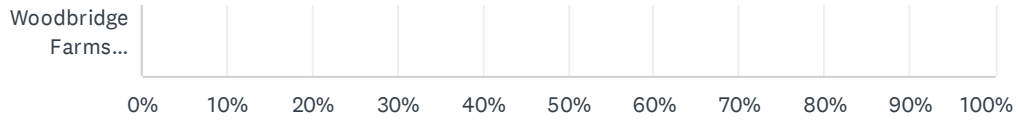
Answered: 129 Skipped: 0



2023-24 EIPS Annual Feedback Survey: For Parents and Caregivers

James Mowat Elementary										
Lakeland Ridge										
Lamont Elementary										
Lamont High										
Mills Haven Elementary										
Mundare School										
Next Step Fort Saskatchewan										
Next Step Sherwood Park										
Next Step Vegreville										
Pine Street Elementary										
Rudolph Hennig Junior High										
Salisbury Composite High										
Sherwood Heights Juni...										
SouthPointe School										
Strathcona Christian...										
Strathcona Christian...										
Uncas Elementary										
Vegreville Composite High										
Wes Hosford Elementary										
Westboro Elementary										
Win Ferguson Elementary										

2023-24 EIPS Annual Feedback Survey: For Parents and Caregivers



2023-24 EIPS Annual Feedback Survey: For Parents and Caregivers

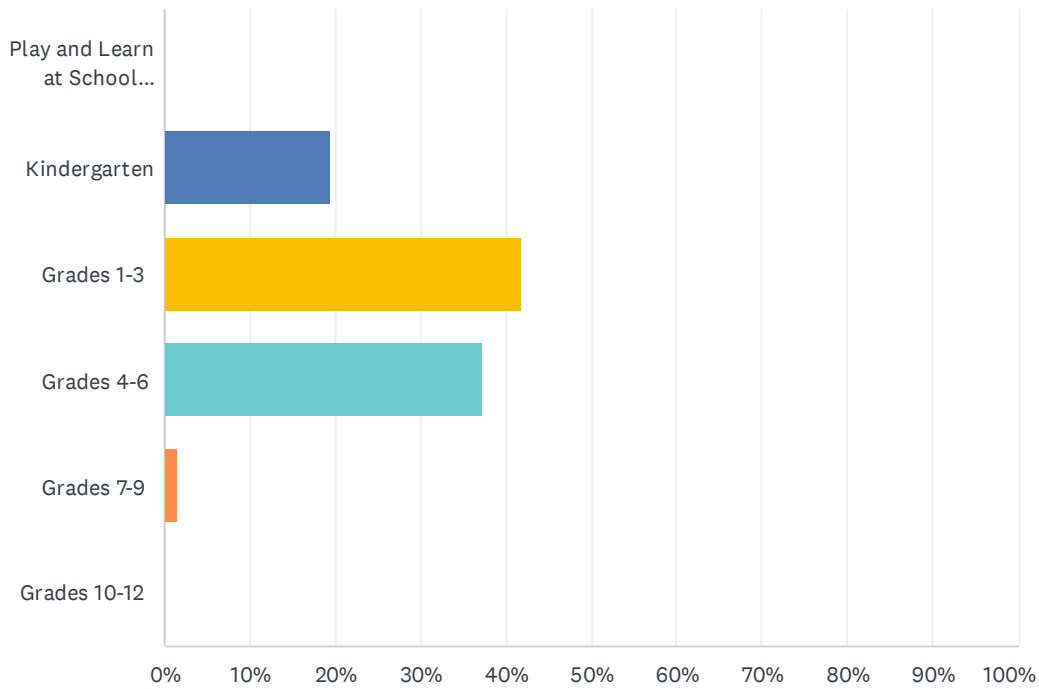
ANSWER CHOICES	RESPONSES	
A.L. Horton Elementary	0.00%	0
Ardrossan Elementary	0.00%	0
Ardrossan Junior Senior High	0.00%	0
Bev Facey Community High	0.00%	0
Brentwood Elementary	0.00%	0
Bruderheim School	0.00%	0
Clover Bar Junior High	0.00%	0
Davidson Creek Elementary	0.00%	0
École Campbelltown	0.00%	0
École Parc Élémentaire	0.00%	0
F.R. Haythorne Junior High	0.00%	0
Fort Saskatchewan Christian	0.00%	0
Fort Saskatchewan Elementary	0.00%	0
Fort Saskatchewan High	0.00%	0
Fultonvale Elementary Junior High	0.00%	0
Glen Allan Elementary	0.00%	0
Heritage Hills Elementary	100.00%	129
James Mowat Elementary	0.00%	0
Lakeland Ridge	0.00%	0
Lamont Elementary	0.00%	0
Lamont High	0.00%	0
Mills Haven Elementary	0.00%	0
Mundare School	0.00%	0
Next Step Fort Saskatchewan	0.00%	0
Next Step Sherwood Park	0.00%	0
Next Step Vegreville	0.00%	0
Pine Street Elementary	0.00%	0
Rudolph Hennig Junior High	0.00%	0
Salisbury Composite High	0.00%	0
Sherwood Heights Junior High	0.00%	0
SouthPointe School	0.00%	0
Strathcona Christian Academy Elementary	0.00%	0

2023-24 EIPS Annual Feedback Survey: For Parents and Caregivers

Strathcona Christian Academy Secondary	0.00%	0
Uncas Elementary	0.00%	0
Vegreville Composite High	0.00%	0
Wes Hosford Elementary	0.00%	0
Westboro Elementary	0.00%	0
Win Ferguson Elementary	0.00%	0
Woodbridge Farms Elementary	0.00%	0
TOTAL		129

Q2 What grade is your child currently in?

Answered: 129 Skipped: 0



ANSWER CHOICES	RESPONSES	
Play and Learn at School (PALS)	0.00%	0
Kindergarten	19.38%	25
Grades 1-3	41.86%	54
Grades 4-6	37.21%	48
Grades 7-9	1.55%	2
Grades 10-12	0.00%	0
TOTAL		129

Q3 As a result of being in the Play and Learn at School (PALS) program, my child's demonstrating growth in their development.

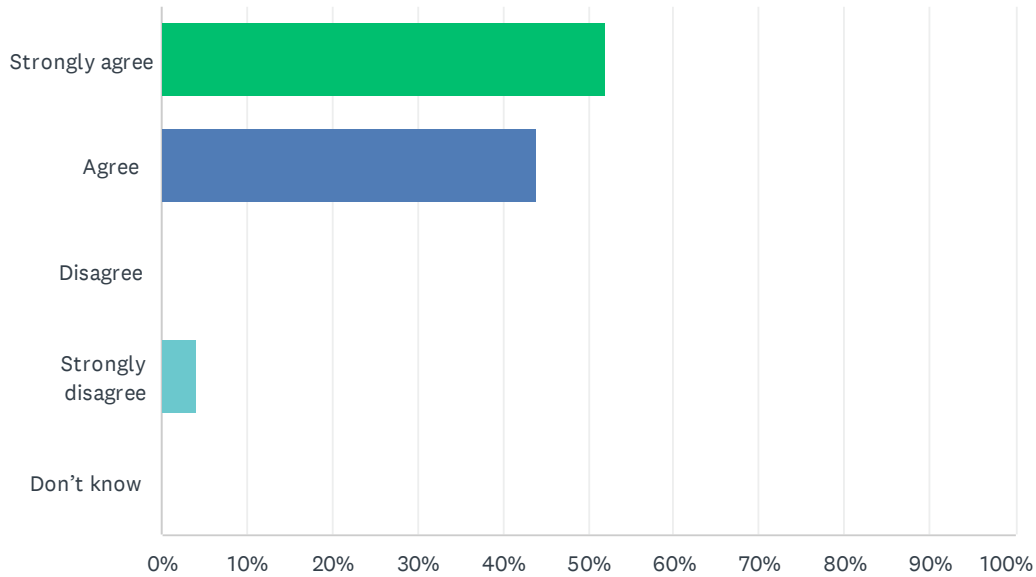
Answered: 0 Skipped: 129

 No matching responses.

ANSWER CHOICES	RESPONSES
Strongly agree	0.00% 0
Agree	0.00% 0
Disagree	0.00% 0
Strongly disagree	0.00% 0
Don't know	0.00% 0
TOTAL	0

Q4 As a result of being in the kindergarten program, my child's becoming ready to enter Grade 1.

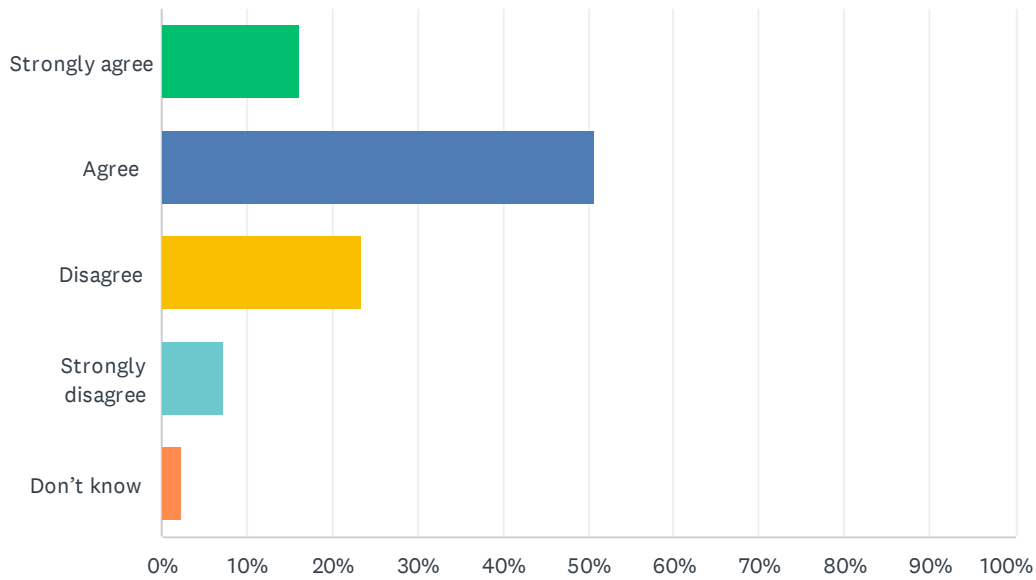
Answered: 25 Skipped: 104



ANSWER CHOICES	RESPONSES	
Strongly agree	52.00%	13
Agree	44.00%	11
Disagree	0.00%	0
Strongly disagree	4.00%	1
Don't know	0.00%	0
TOTAL		25

Q5 My child's individual needs are met.

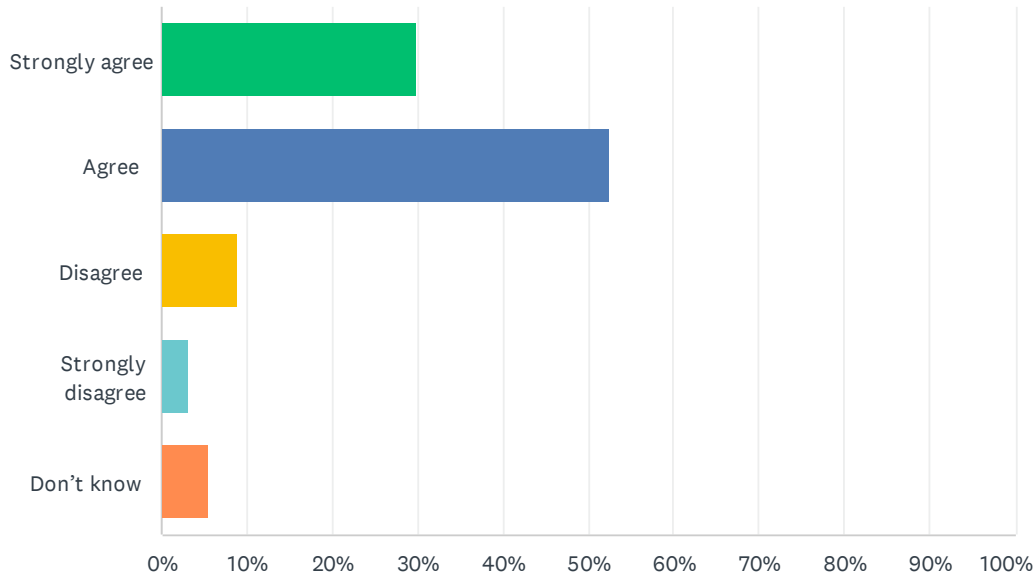
Answered: 124 Skipped: 5



ANSWER CHOICES	RESPONSES	
Strongly agree	16.13%	20
Agree	50.81%	63
Disagree	23.39%	29
Strongly disagree	7.26%	9
Don't know	2.42%	3
TOTAL		124

Q6 My child's encouraged to do their best.

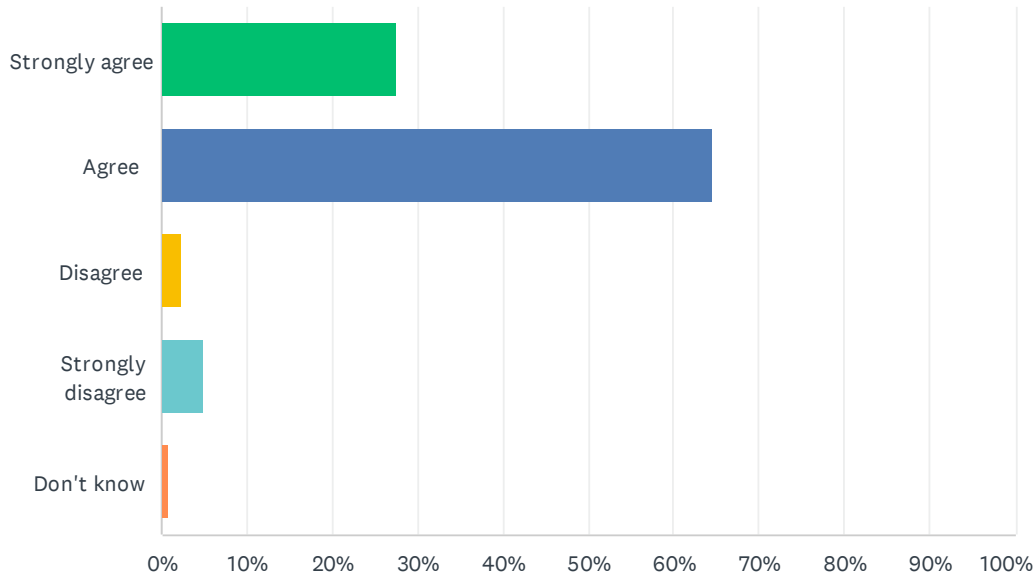
Answered: 124 Skipped: 5



ANSWER CHOICES	RESPONSES	
Strongly agree	29.84%	37
Agree	52.42%	65
Disagree	8.87%	11
Strongly disagree	3.23%	4
Don't know	5.65%	7
TOTAL		124

Q7 My child's demonstrating growth in literacy.

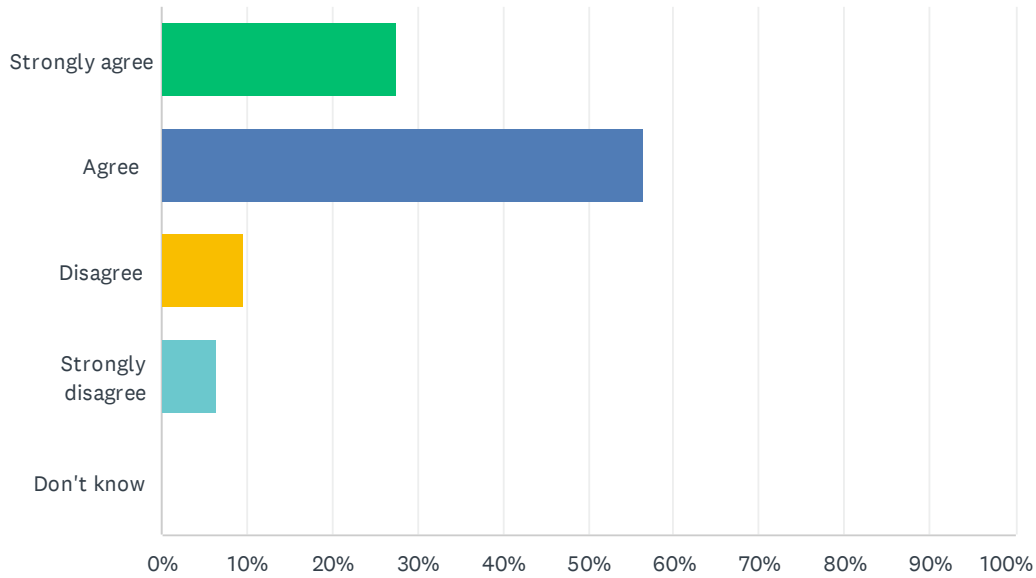
Answered: 124 Skipped: 5



ANSWER CHOICES	RESPONSES	
Strongly agree	27.42%	34
Agree	64.52%	80
Disagree	2.42%	3
Strongly disagree	4.84%	6
Don't know	0.81%	1
TOTAL		124

Q8 My child's demonstrating growth in numeracy.

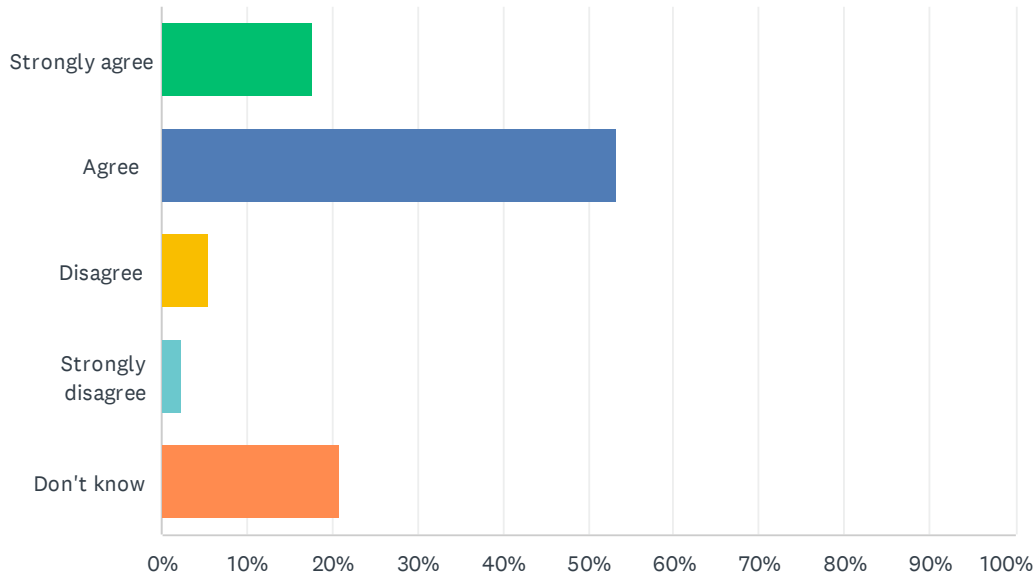
Answered: 124 Skipped: 5



ANSWER CHOICES	RESPONSES	
Strongly agree	27.42%	34
Agree	56.45%	70
Disagree	9.68%	12
Strongly disagree	6.45%	8
Don't know	0.00%	0
TOTAL		124

Q9 My child has an understanding of First Nations, Métis and Inuit culture and history.

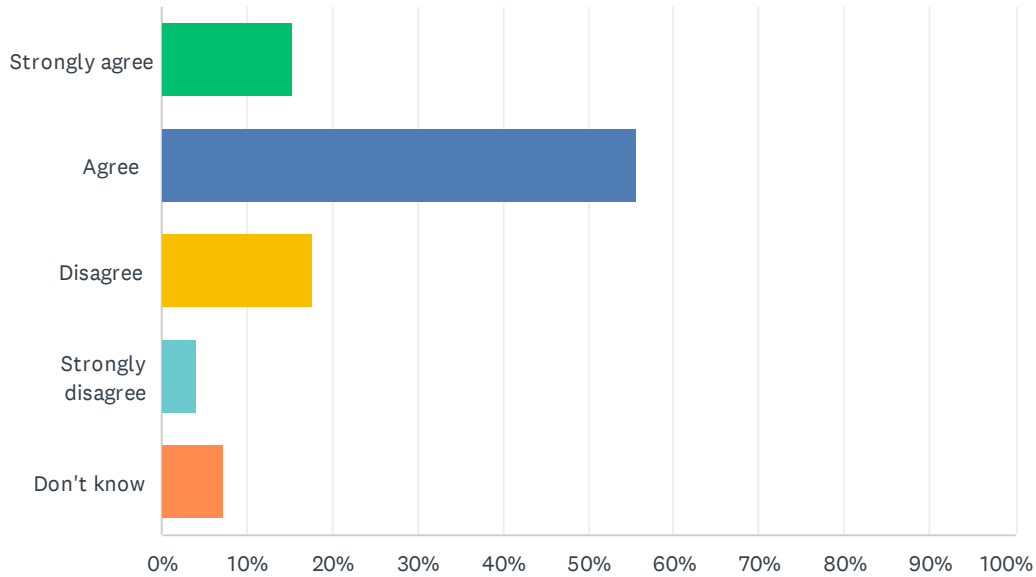
Answered: 124 Skipped: 5



ANSWER CHOICES	RESPONSES	
Strongly agree	17.74%	22
Agree	53.23%	66
Disagree	5.65%	7
Strongly disagree	2.42%	3
Don't know	20.97%	26
TOTAL		124

Q10 My child's learning the knowledge, skills and attitudes necessary to be successful in life.

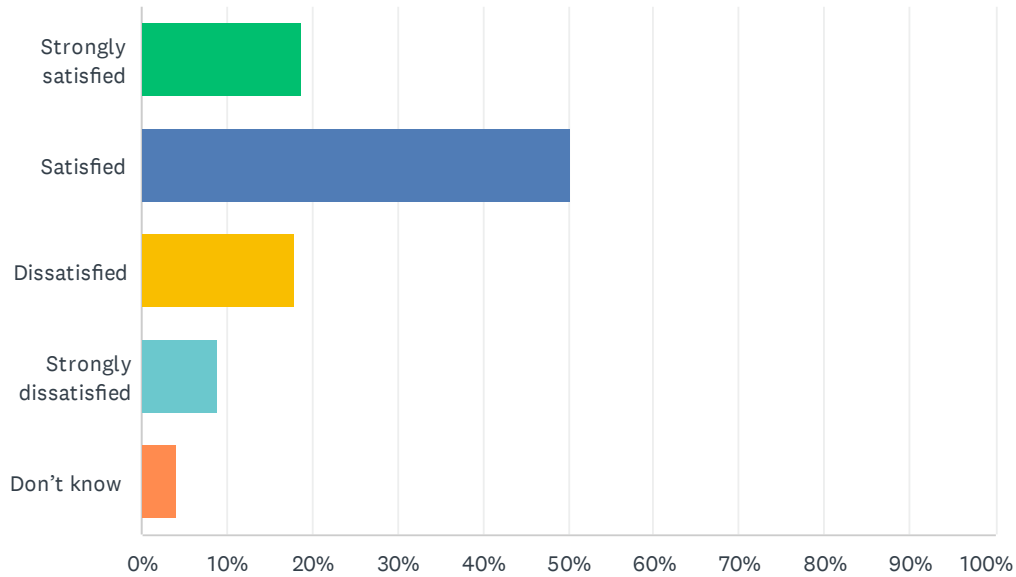
Answered: 124 Skipped: 5



ANSWER CHOICES	RESPONSES	
Strongly agree	15.32%	19
Agree	55.65%	69
Disagree	17.74%	22
Strongly disagree	4.03%	5
Don't know	7.26%	9
TOTAL		124

Q11 How satisfied are you with the quality of education your child's receiving at school?

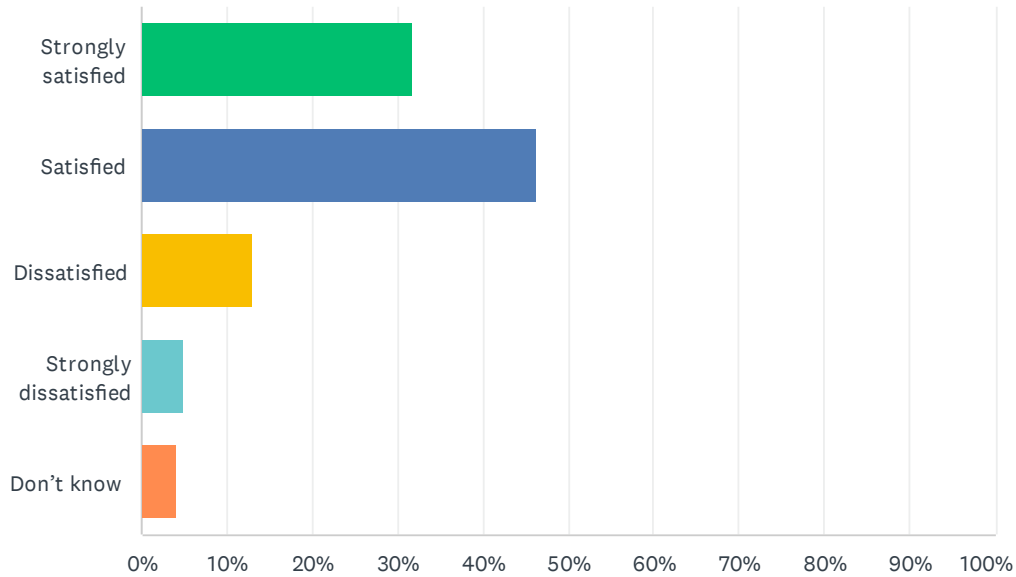
Answered: 123 Skipped: 6



ANSWER CHOICES	RESPONSES	
Strongly satisfied	18.70%	23
Satisfied	50.41%	62
Dissatisfied	17.89%	22
Strongly dissatisfied	8.94%	11
Don't know	4.07%	5
TOTAL		123

Q12 How satisfied are you with the quality of teaching at your child's school?

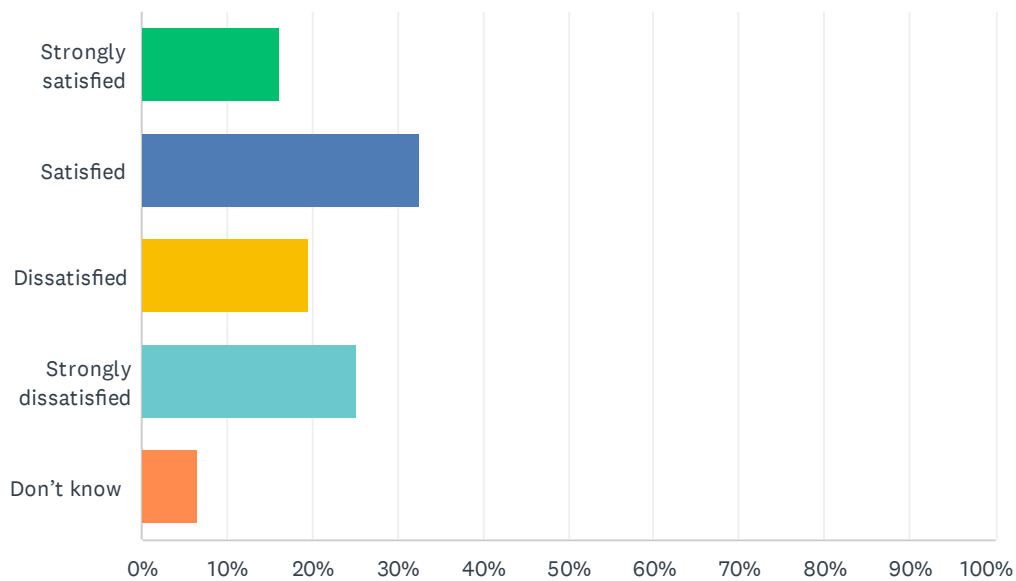
Answered: 123 Skipped: 6



ANSWER CHOICES	RESPONSES	
Strongly satisfied	31.71%	39
Satisfied	46.34%	57
Dissatisfied	13.01%	16
Strongly dissatisfied	4.88%	6
Don't know	4.07%	5
TOTAL		123

Q13 How satisfied are you with the leadership at your child's school?

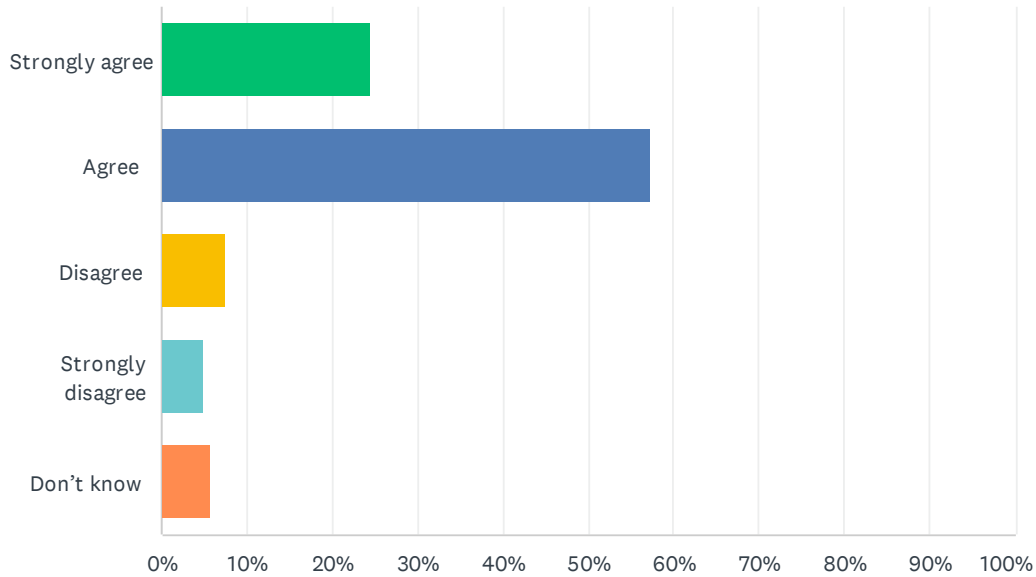
Answered: 123 Skipped: 6



ANSWER CHOICES	RESPONSES	
Strongly satisfied	16.26%	20
Satisfied	32.52%	40
Dissatisfied	19.51%	24
Strongly dissatisfied	25.20%	31
Don't know	6.50%	8
TOTAL		123

Q14 My child’s school encourages my child to be a responsible, respectful and engaged citizen.

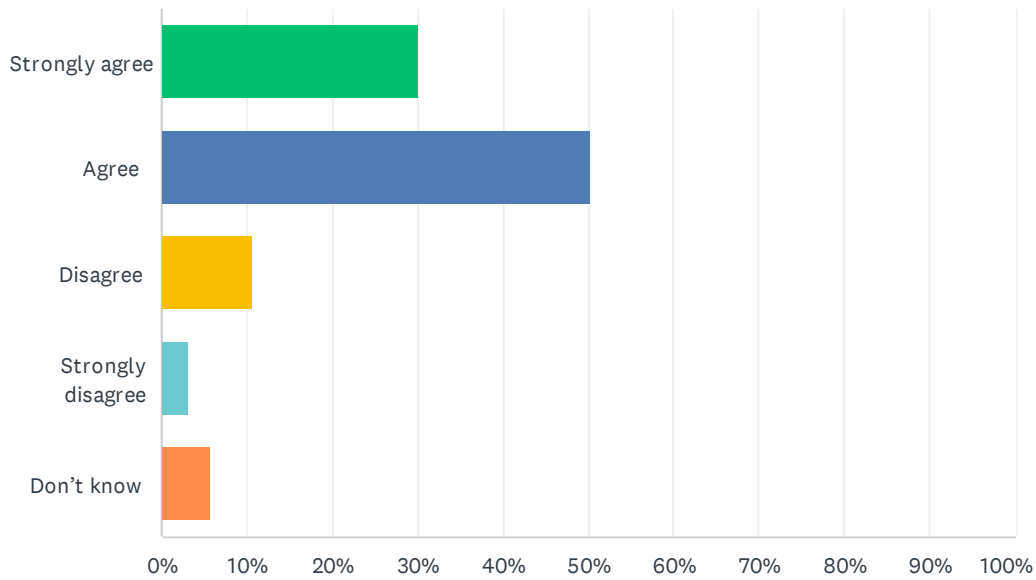
Answered: 122 Skipped: 7



ANSWER CHOICES	RESPONSES	
Strongly agree	24.59%	30
Agree	57.38%	70
Disagree	7.38%	9
Strongly disagree	4.92%	6
Don't know	5.74%	7
TOTAL		122

Q15 School staff care about my child.

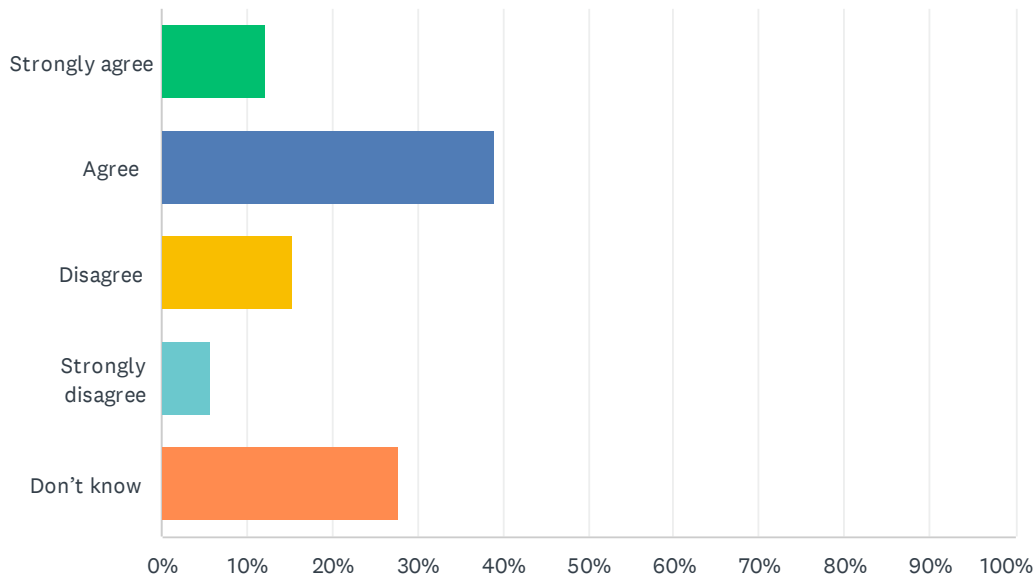
Answered: 123 Skipped: 6



ANSWER CHOICES	RESPONSES	
Strongly agree	30.08%	37
Agree	50.41%	62
Disagree	10.57%	13
Strongly disagree	3.25%	4
Don't know	5.69%	7
TOTAL		123

Q16 My child's school handles discipline fairly and reasonably.

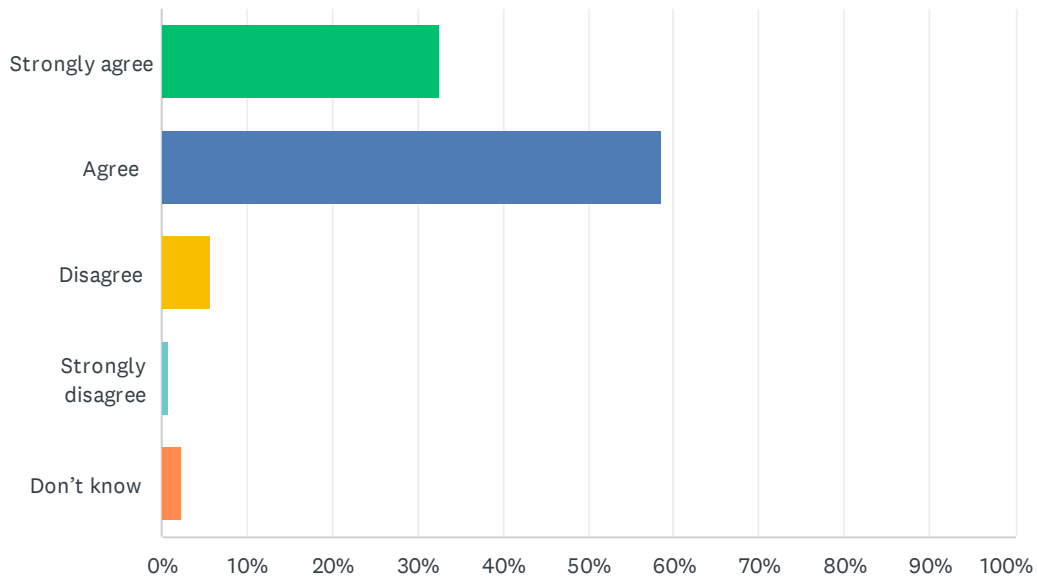
Answered: 123 Skipped: 6



ANSWER CHOICES	RESPONSES	
Strongly agree	12.20%	15
Agree	39.02%	48
Disagree	15.45%	19
Strongly disagree	5.69%	7
Don't know	27.64%	34
TOTAL		123

Q17 My child's school is safe.

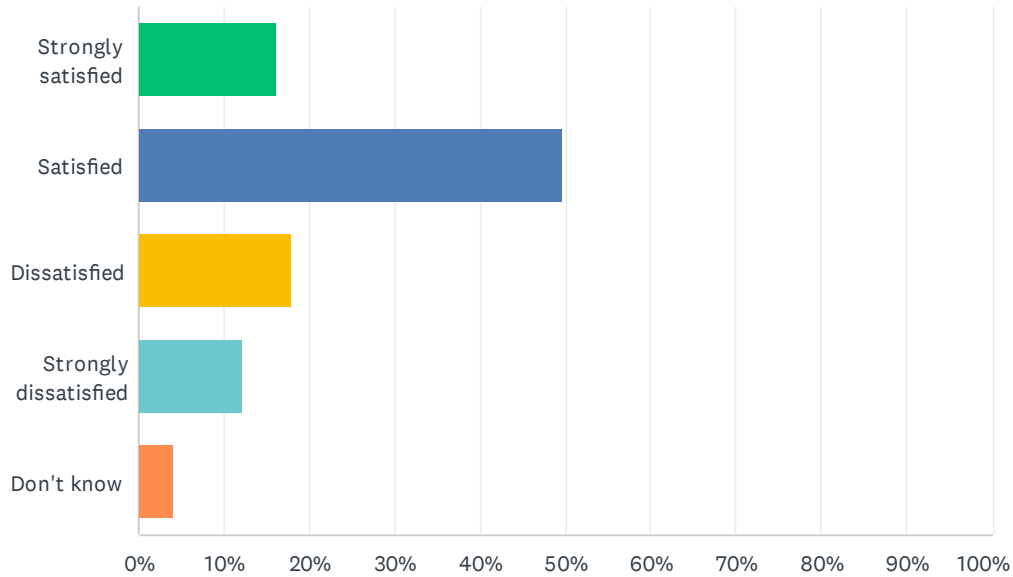
Answered: 123 Skipped: 6



ANSWER CHOICES	RESPONSES	
Strongly agree	32.52%	40
Agree	58.54%	72
Disagree	5.69%	7
Strongly disagree	0.81%	1
Don't know	2.44%	3
TOTAL		123

Q18 How satisfied are you with the resources available to support your child's learning?

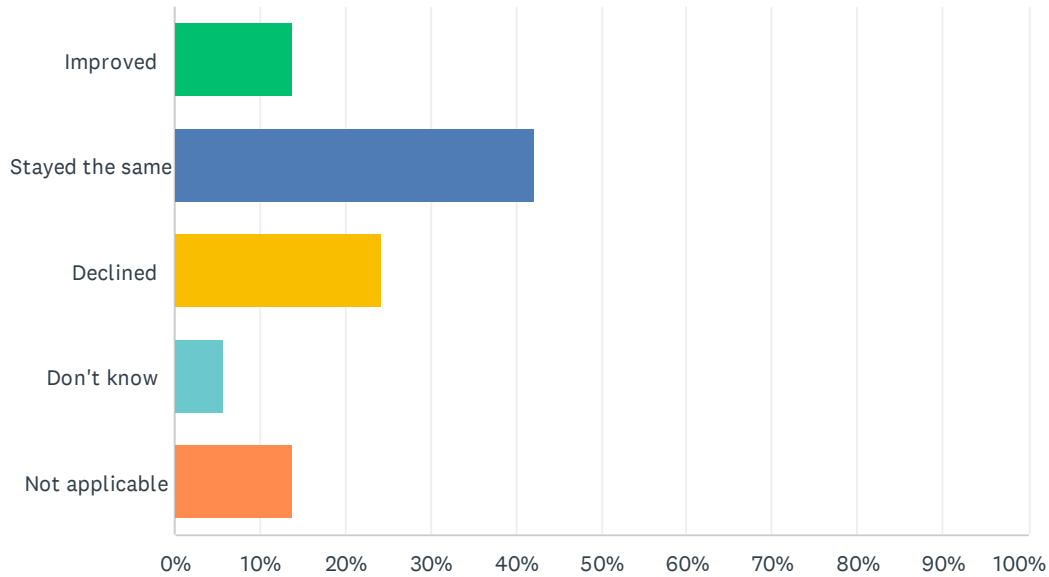
Answered: 123 Skipped: 6



ANSWER CHOICES	RESPONSES	
Strongly satisfied	16.26%	20
Satisfied	49.59%	61
Dissatisfied	17.89%	22
Strongly dissatisfied	12.20%	15
Don't know	4.07%	5
TOTAL		123

Q19 In your opinion, has the quality of education your child's experienced improved, stayed the same or declined in the past three years?

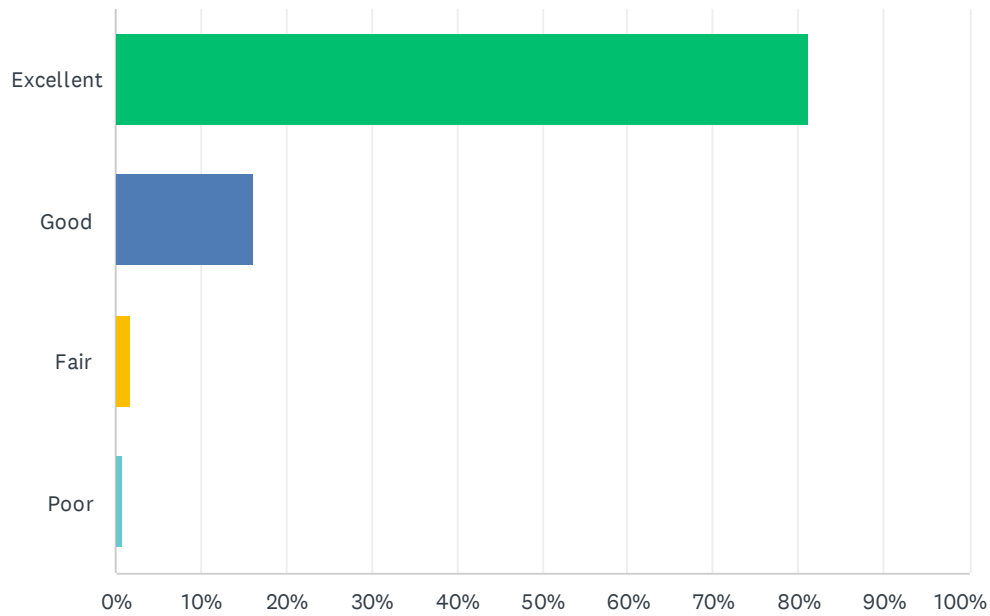
Answered: 123 Skipped: 6



ANSWER CHOICES	RESPONSES	
Improved	13.82%	17
Stayed the same	42.28%	52
Declined	24.39%	30
Don't know	5.69%	7
Not applicable	13.82%	17
TOTAL		123

Q20 How do you rate the physical condition of your child's school?

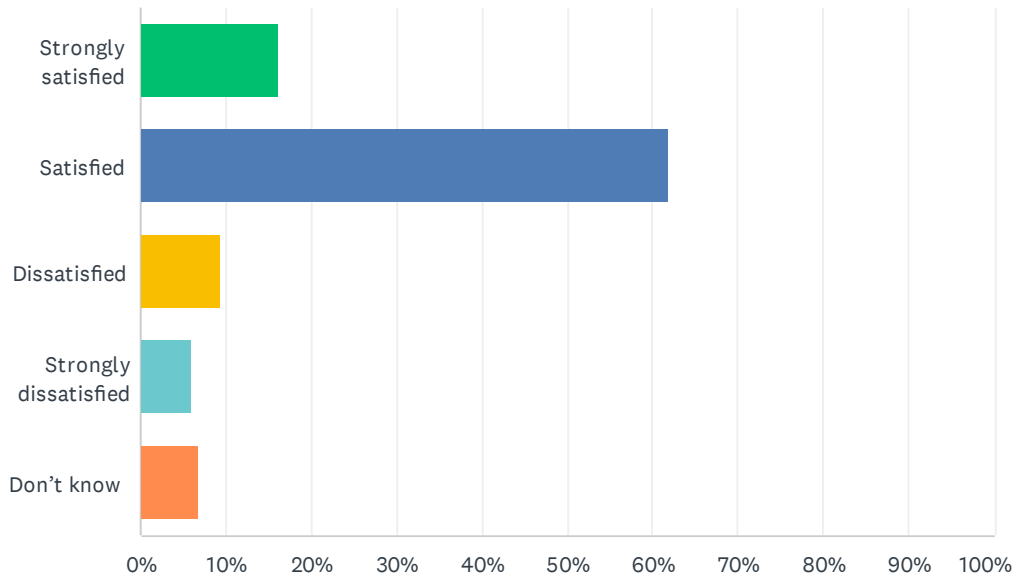
Answered: 123 Skipped: 6



ANSWER CHOICES	RESPONSES	
Excellent	81.30%	100
Good	16.26%	20
Fair	1.63%	2
Poor	0.81%	1
TOTAL		123

Q21 How satisfied are you with the opportunities provided to be involved in your child's education? Refer to the EIPS Parent Engagement overview for examples of involvement and engagement opportunities that help support student success.

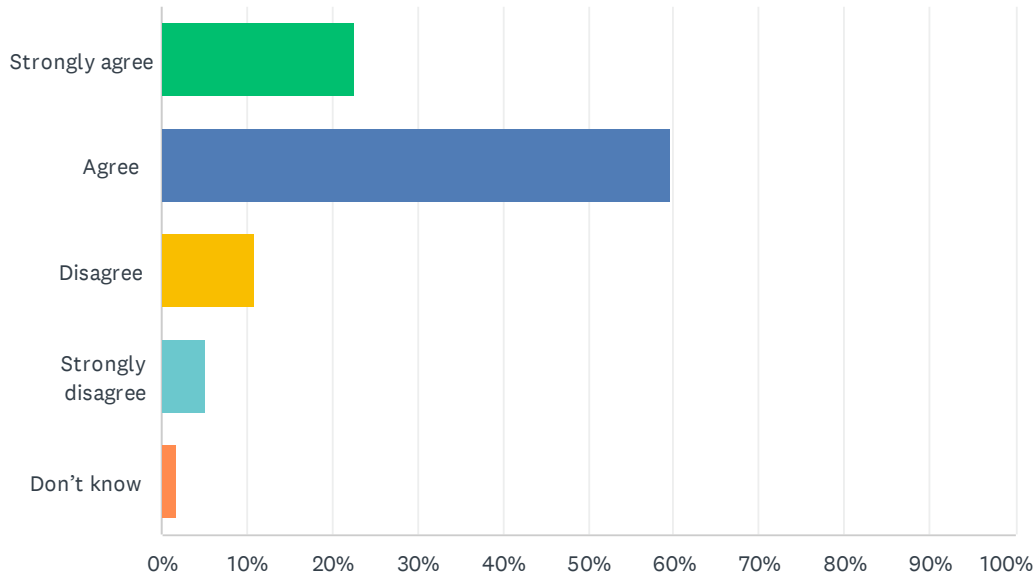
Answered: 118 Skipped: 11



ANSWER CHOICES	RESPONSES	
Strongly satisfied	16.10%	19
Satisfied	61.86%	73
Dissatisfied	9.32%	11
Strongly dissatisfied	5.93%	7
Don't know	6.78%	8
TOTAL		118

Q22 The school keeps me informed about my child's progress and achievement.

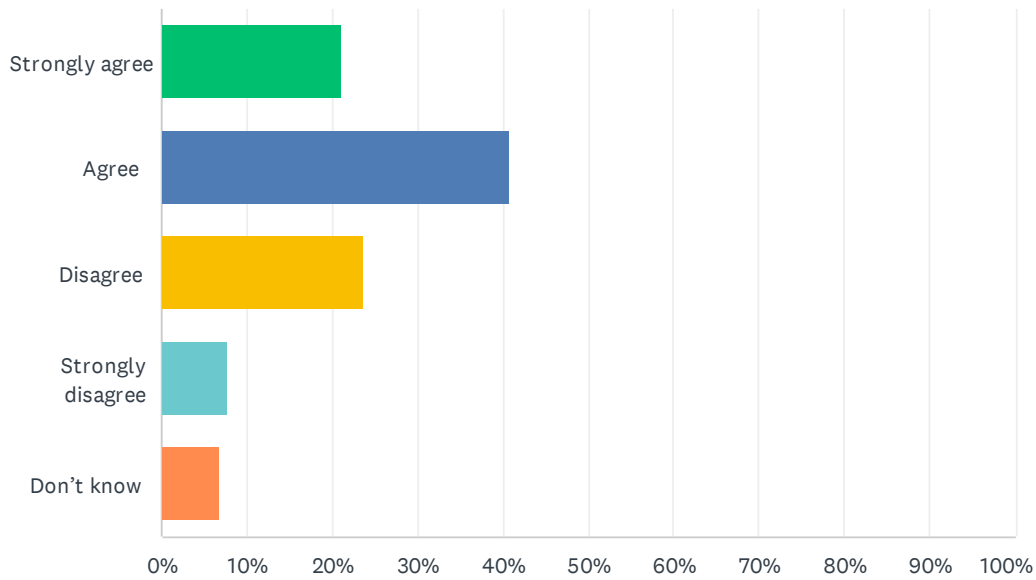
Answered: 119 Skipped: 10



ANSWER CHOICES	RESPONSES	
Strongly agree	22.69%	27
Agree	59.66%	71
Disagree	10.92%	13
Strongly disagree	5.04%	6
Don't know	1.68%	2
TOTAL		119

Q23 There is open and honest communication within my child's school.

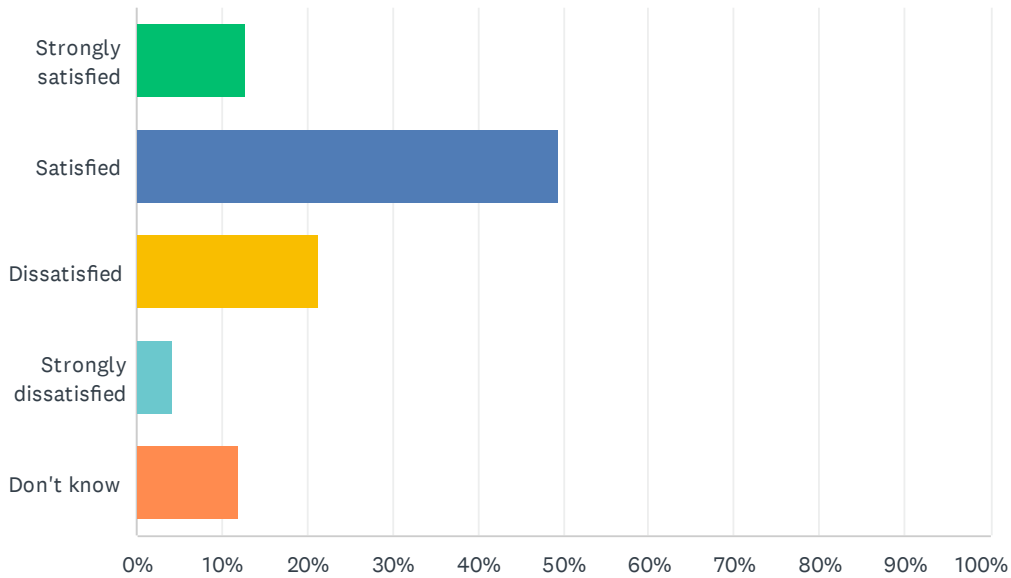
Answered: 118 Skipped: 11



ANSWER CHOICES	RESPONSES	
Strongly agree	21.19%	25
Agree	40.68%	48
Disagree	23.73%	28
Strongly disagree	7.63%	9
Don't know	6.78%	8
TOTAL		118

Q24 How satisfied are you with the Division’s commitment to engaging stakeholders—including parents and caregivers—about matters that affect decision-making and public education?

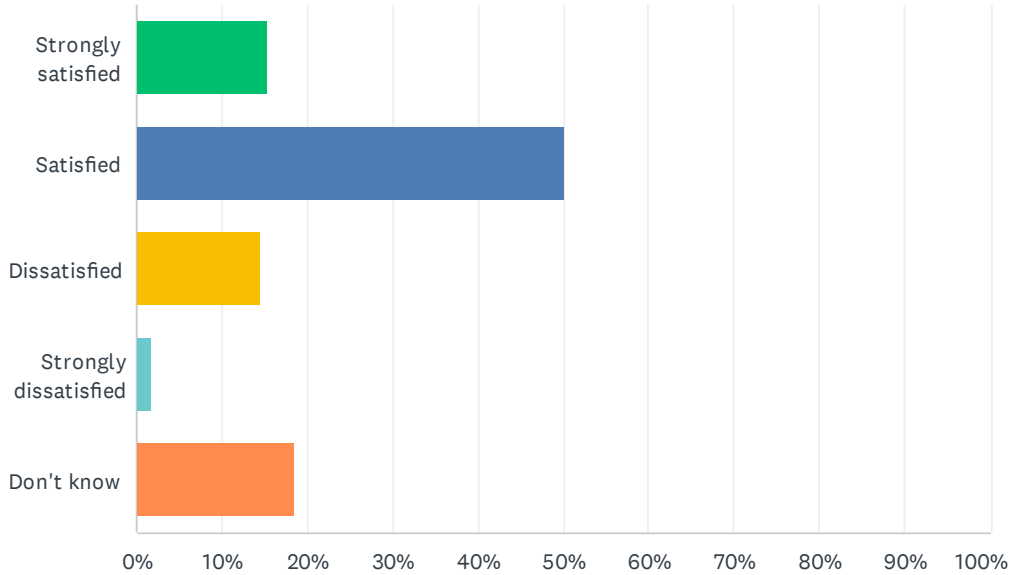
Answered: 117 Skipped: 12



ANSWER CHOICES	RESPONSES	
Strongly satisfied	12.82%	15
Satisfied	49.57%	58
Dissatisfied	21.37%	25
Strongly dissatisfied	4.27%	5
Don't know	11.97%	14
TOTAL		117

Q25 How satisfied are you with the Division’s commitment to advocating for public education?

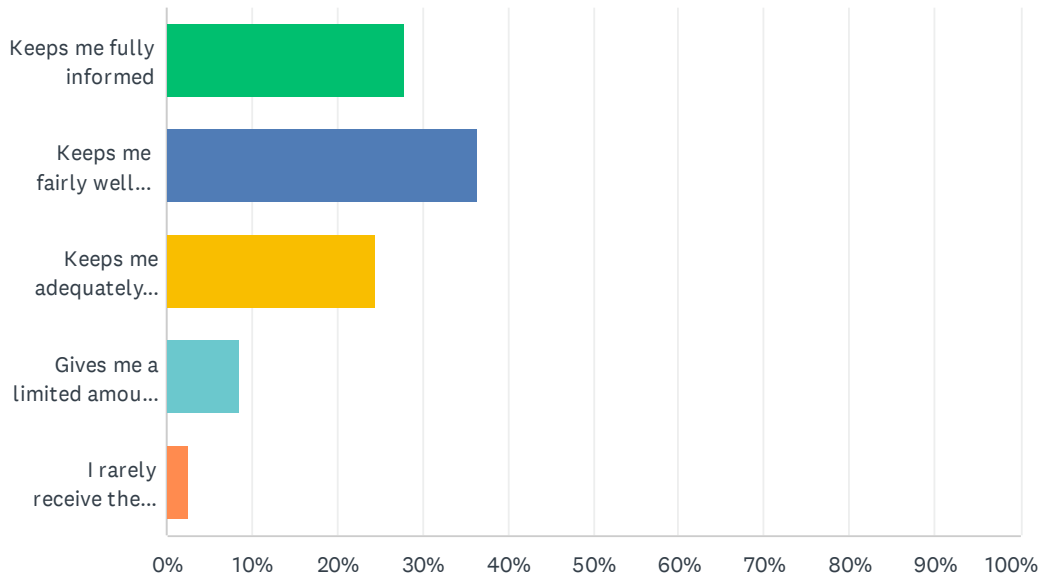
Answered: 118 Skipped: 11



ANSWER CHOICES	RESPONSES	
Strongly satisfied	15.25%	18
Satisfied	50.00%	59
Dissatisfied	14.41%	17
Strongly dissatisfied	1.69%	2
Don't know	18.64%	22
TOTAL		118

Q26 Elk Island Public Schools appreciates the opportunity to stay connected with parents about news, activities, programs and other matters of importance. What is your impression of the communication you receive from your child's school?

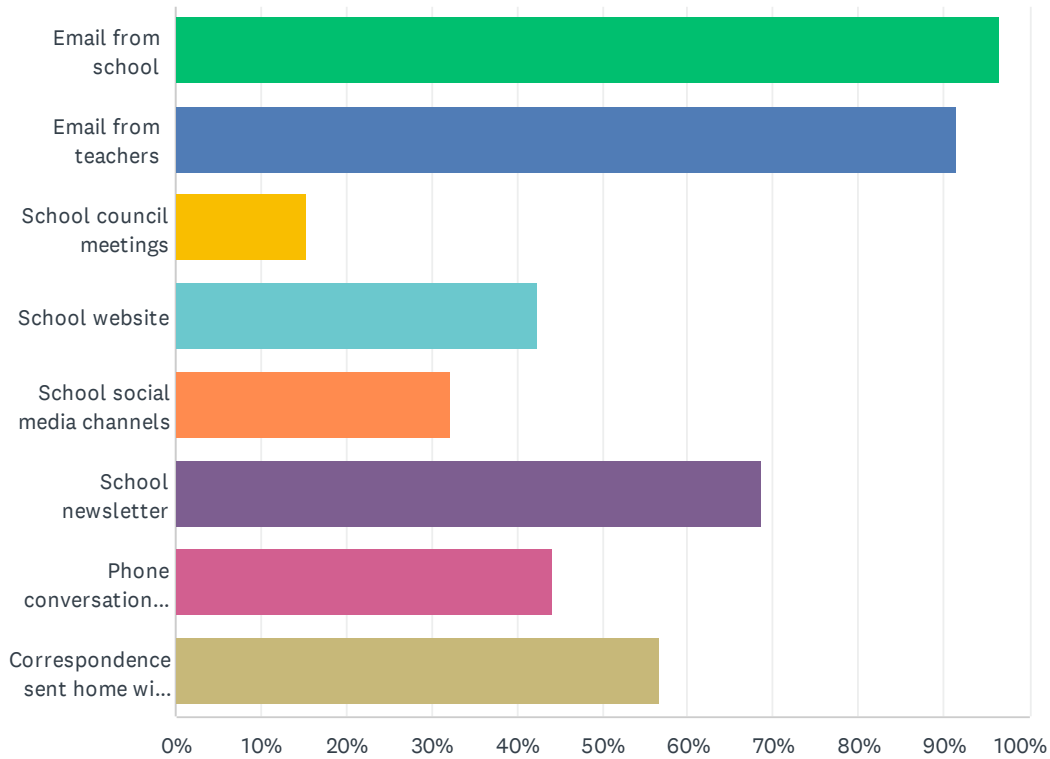
Answered: 118 Skipped: 11



ANSWER CHOICES	RESPONSES	
Keeps me fully informed	27.97%	33
Keeps me fairly well informed	36.44%	43
Keeps me adequately informed	24.58%	29
Gives me a limited amount of information	8.47%	10
I rarely receive the information I need	2.54%	3
TOTAL		118

Q27 Do you regularly make use of the following to keep up to date on school activities, programs, etc.? Check all that apply.

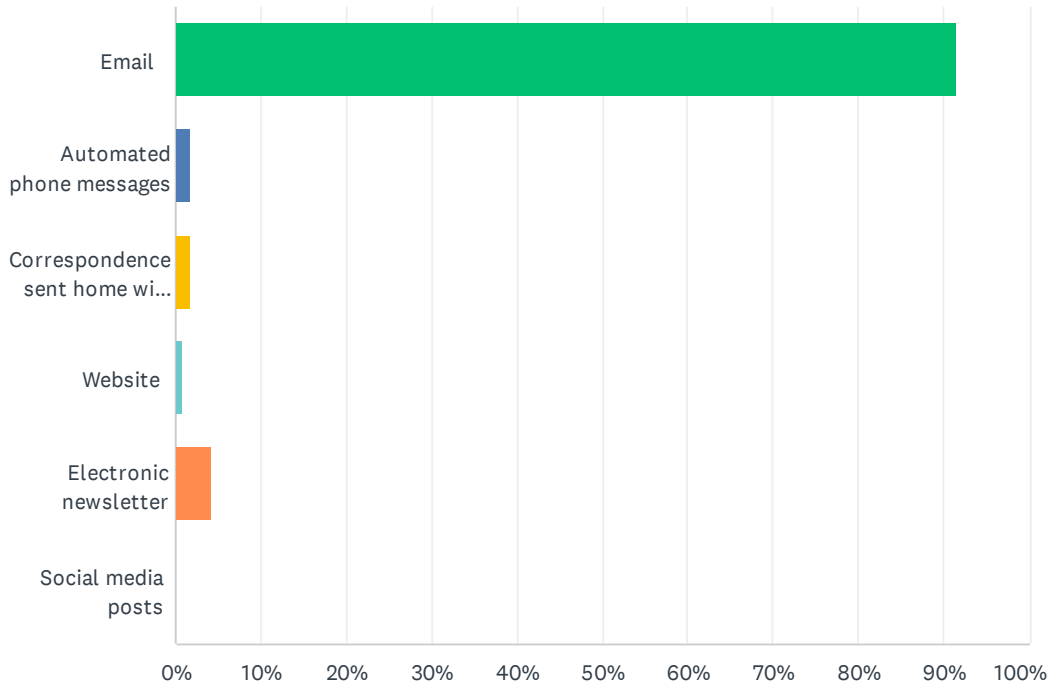
Answered: 118 Skipped: 11



ANSWER CHOICES	RESPONSES	
Email from school	96.61%	114
Email from teachers	91.53%	108
School council meetings	15.25%	18
School website	42.37%	50
School social media channels	32.20%	38
School newsletter	68.64%	81
Phone conversations with the school or teachers	44.07%	52
Correspondence sent home with my child	56.78%	67
Total Respondents: 118		

Q28 What is your most preferred method of communication from the school and Division?

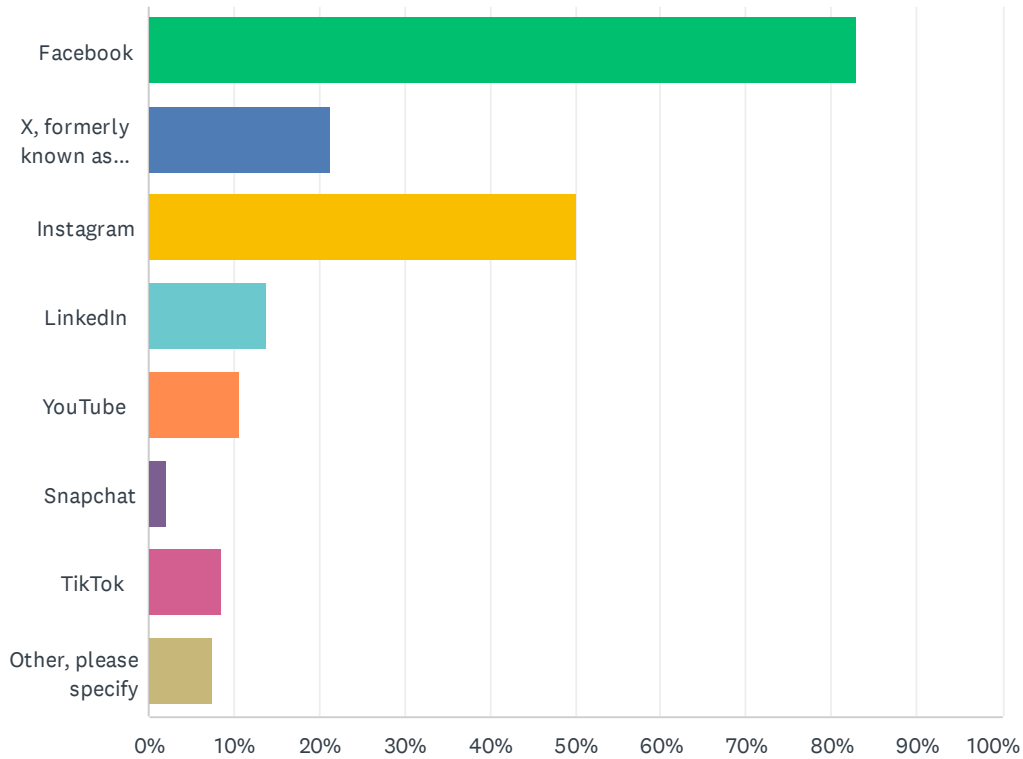
Answered: 117 Skipped: 12



ANSWER CHOICES	RESPONSES	
Email	91.45%	107
Automated phone messages	1.71%	2
Correspondence sent home with my child	1.71%	2
Website	0.85%	1
Electronic newsletter	4.27%	5
Social media posts	0.00%	0
TOTAL		117

Q29 The Division and schools often share news and information on social media. Which of the following platforms do you use? Check all that apply.

Answered: 94 Skipped: 35



ANSWER CHOICES	RESPONSES	
Facebook	82.98%	78
X, formerly known as Twitter	21.28%	20
Instagram	50.00%	47
LinkedIn	13.83%	13
YouTube	10.64%	10
Snapchat	2.13%	2
TikTok	8.51%	8
Other, please specify	7.45%	7
Total Respondents: 94		